



STREET

roller skates
collection

CATALOG
2023/24



STREET

roller skates
collection
2023/24

Schuhfabrik Franz Wittmann & Co GesmbH

Family owned skating shoe manufactory, founded 1920,
specialized in skating boots since 1960!

Quality Leather Boots made in Europe

More than 90% made of natural materials sourced in Europe!

Leather upper, leather lining, leather soles, wooden heel!

Sobotagasse 10
1230 Vienna, AUSTRIA

Telefon: +43 1 486 33 12
Fax: +43 1 480 25 03
E-Mail: office@wifa.at



[wifa.at](https://www.wifa.at)



[/wifaskates](https://www.instagram.com/wifaskates)



Quality leather roller skates

Flexible leather uppers made of SUEDE leather or firm NUBUCK leather, soft ankle padding providing both – support and protection of the ankle.

Designed for passionate skaters enjoying daily skate sessions, these boots are made for comfort and provide an ideal foot climate. The soft padding (tongue and boot) and smooth leather lining provide extreme comfort and support. Firm but flexible the breathable natural materials molds themselves to the skater's feet.

The [WIFA Street](#) models are not designed for inline skating, as more lateral stability at the front is required.

We recommend inline figure skaters to check on our [ice skating collection](#).

The most popular hybrid models are [WIFA Prima Intermediate](#) and [WIFA Champion Light](#) for their soft shaft end and flexibility.

LEISURE &

PASSIONATE

SKILLED





Very flexible and breathable, large color range, maximum comfort, extensible ball area, „ready to skate model“, very short breaking in period.

Street Suede is made of a soft, very breathable „suede“ leather. It's the perfect model for jam & trail skaters who want to enjoy this trendy hobby with an excellent equipment. This model provides comfort as well as sufficient support to try out basics of all the skating disciplines: artistic skating / park skating / rhythm / choreographies including first jumps.



Firmer upper leather, 20% stronger than the Suede model, more durable.

The Street Deluxe is made of NUBUCK leather and has all the advantages of the suede boots, but are made of firmer, leather of a higher quality. The thick leather makes the boots approx. 20% stronger and gives the skaters more security for more challenging moves as well as first park skating flips. They are also popular amongst ice skaters who want to try some artistic skating figures when roller skating.



Pluridisciplinary model for skilled skaters with focus on park / artistic / rhythm skating. Firmer upper leather, more counter

support than Suede & Deluxe, more stability for challenging flips and jumps, custom made options. Average breaking in time: 10-15 days.

This NUBUCK leather boots have an additional ankle reinforcement providing the necessary support for skilled street & jam & rhythm & artistic skaters. The heel part is fixed with additional screws.

Reviews (<https://wifa.at/wifa-customer-reviews>)

The Xtreme is mainly for skilled park / rhythm skaters as well as for artistic skating in their first years of training.

Information for Inline skaters and advanced artistic skaters

Street boots are not made for inline skating as this skating style requires more lateral stability at the front.



TECHNICAL DATA

Upper: flexible suede leather - thickness 1,4-1,7 mm

Lining: smooth leather- thickness 1,1-1,7 mm

Padding: full padding - double padding in ankle area

Reinforcement:

- ▶ **heel counter support**
- ▶ ankle reinforcement & ankle pad
- ▶ inner counters up to mid foot
- ▶ full breathable reinforcement throughout

Soles: leather soles and wooden heel, natural color insoles with steel shank

Colors: **various colors available**

- ▶ see color chart on page 7
- ▶ ** = limited stock

Sizes: **34-42**

- ▶ **now also half sizes available:**
36,5 (UK 4) / 38,5 (UK 5,5) / 40,5 (UK 7)!

Width: **C, standard wide**



STREET SUEDE



SUEDE FARBEN

	BLACK
	ROCK
	LILAC
	GRAPE
	BLUEJEANS
	TURQUOISE
	MOSS GREEN
	ACORN
	CHESTNUT
	ROSE QUARTZ
	FLAMINGO
	MANGO
	ORANGE**
	OCEAN**

** = limited stock ▶ production discontinued



TECHNICAL DATA

Upper: firm NUBUCK leather - thickness 2-2,2 mm

Lining: smooth leather- thickness 1,1-1,7 mm

Padding: full padding - double padding in ankle area

Reinforcement: ▶ **heel counter support**
▶ ankle reinforcement & ankle pad
▶ inner counters up to mid foot
▶ full breathable reinforcement througout

Soles: leather soles and wooden heel, natural color
insoles with steel shank

Colors: **color range chart with sizes available** (see page 9)
▶ (C) = customized, dyed*

Sizes: **36-42 or 36-45** ▶ sizes color chart (page 9)

Width: C, standard wide


(C) BORDEAUX

(C) RUSTY BROWN








*These two colors are hand dyed and available in approx. one week.
A customizing surcharge applies.



STREET DELUXE



DELUXE COLOR

	BLACK	36-45
	ROCK	36-45
	ORANGE	36-45
	PINK	36-45
	HONEY	36-42
	RUSTY BROWN (C)	36-42
	BORDEAUX (C)	36-42

(C) = customized

▶ available at short notice - surcharge!



TECHNICAL DATA

Upper: firm NUBUCK leather - thickness 2-2,2 mm

Lining: smooth leather- thickness 1,7 mm

Padding: full padding - double padding in ankle area

Reinforcement: ▶ **full heel counter support up to shaft end**
▶ approx. 40% stronger than Street Deluxe
▶ additional ankle support

Soles: leather soles and wooden heel, natural color

Colors: **color range chart with sizes available** (see page 11)
▶ (C) = customized, dyed*

Sizes: **36-42 or 36-45**

Width: **C, standard wide**

**(BV) BLACK
VERSION**

= **black hooks/eyelets/thread/black soles**

No surcharge for stock colors BLACK and ROCK.
For other colors, please check page 12!

(C) BORDEAUX

*Colored with special dying procedure
preserving Nubuk finish.

(C) RUSTY BRWON








Short availability (10 days), surcharge.



STREET XTREME



STOCK COLORS 2023

	BLACK	36-45
	ROCK	36-45
	ORANGE	36-45
	BLACK BV	36-45
	ROCK BV	36-42
	RUSTY BROWN (C)	43-45
	BORDEAUX (C)	38-42

(C) = customized ▶ available at short notice - surcharge!



STREET

customized production

FOR **X**TREME & **DELUXE** ONLY

PRODUCTION OF INDIVIDUAL PAIRS (STOCK or 8-10 WEEKS)

Black Version for all colors & sizes – surcharge!

- OPTIONS FOR DIRECT SALES:
- 1. BLACK VERSION
 - 2. STANDARD VERSION WITH BLACK SOLES

LIMITED PRODUCTION OF SPECIAL DESIGNS

Dealers/Roller Rinks or Clubs – minimum order 30 pairs per style and color – surcharge!

Please submit your inquiry via e-mail to office@wifa.at!



► black tongue

Xtreme Honey

BLACK VERSION

► special design

► black backstrap



WIFA  **STREET**
customized Deluxe Rock BV



STREET
SUEDE

STOCK COLORS

available
in sizes:

36-42



BLACK



ORANGE



ROCK





STREET
SUEDE

STOCK COLORS

available
in sizes:

34-42



GRAPE



LILAC



BLUEJEANS





STREET
SUEDE

STOCK COLORS

available
in sizes:

34-42



MOSS GREEN

TURQUOISE



OCEAN



STREET
SUEDE

STOCK COLORS

available
in sizes:

34-42



ACORN



ROSE QUARTZ



CHESTNUT



STREET
SUEDE

STOCK COLORS

available
in sizes:

34-42

NEW



FLAMINGO

NEW

MANGO





STREET
DELUXE

STOCK COLORS

available
in sizes:

36-45



BLACK



ORANGE



ROCK





STREET
DELUXE

STOCK COLORS

available
in sizes:

36-42

PINK



HONEY



RUSTY BROWN

CUSTOMIZED



NEU



BORDEAUX (C)

CUSTOMIZED



STREET
XTREME

STOCK COLORS

available
in sizes:

36-45



BLACK



ROCK





STREET
XTREME

STOCK COLORS

available
in sizes:

36-45



ORANGE



RUSTY BROWN (C)

CUSTOMIZED





STREET
XTREME

CUSTOMIZED PRODUCTION

available
in sizes:

36-42

*SINGLE PAIR PRODUCTION
8-10 WEEKS - SURCHARGE!*



PINK



BORDEAUX (C)

CUSTOMIZED



HONEY



STREET
XTREME

BLACK VERSION (BV)

STOCK COLORS

available
in sizes:

43-45

38-42



BLACK BV



ROCK BV





STREET
XTREME

BLACK VERSION(BV)

CUSTOMIZED PRODUCTION

available
in sizes:

36-45

SINGLE PAIR PRODUCTION
8-10 WEEKS - SURCHARGE!



PINK BV



BORDEAUX BV

CUSTOMIZED



NEW



ORANGE BV



RUSTY BROWN BV

CUSTOMIZED

QUAD PLATES

STD, SPAIN

STD plates have a kingpin angle of 20° so they are suitable for all kinds of skating disciplines.

Most plates have 7mm axles. **ELYO** can be pre-ordered with 8mm bearings.

With **axle sleeves** you can use both, wheels with 7 mm and 8 mm axles. LED wheels, are only functional with the integrated 8 mm bearings. If you have 7mm axles you need to order axle sleeves to use them.

ELYO / ION / SKILL metrical toe stops, 7 mm axles
HORNET imperial toe stops, 7 mm axles
HARRIER imperial toe stops, 8 mm axles

SUREGRIP, USA

We also offer the very popular quad plates from one of the US brand leaders SUREGRIP, the **AVENGER** and **AVANTI** Magnesium plates.

AVENGER imperial toe stops, 8 mm axles
AVANTI imperial toe stops, 8 mm axles

SUNLITE PLATES, USA



Lightweight **SUNLITE**-“Super Tuff Nylon” roller skate plates are extremely durable and therefore frequently used by high performance park skaters who appreciate the lightness as well as the durability in these plates.

SUNLITE imperial toe stops, 8 mm axles

SUNLITE PLATES

- ▶ Lightweight Sunlite Super Tuff nylon roller skate plate, extremely durable, 8mm axles
- ▶ aluminum double action trucks.

STANDARD VERSION

axles: 8 mm
 toe stops: imperial
 kingpin angle: 10°
 truck width: 45 mm
 assembly tool: included




SPECIAL VERSION

with HUCK-TRUCKS (park skating)

Truck width: 2,5*3 "



Available in various colors
 on pre-order!



STD HARRIER

LIGHTWEIGHT NYLON

axles: 8 mm
toe stops: imperial
kingpin angle: 15°
truck width: 45 mm



STD HORNET

LIGHTWEIGHT NYLON

axles: 7 mm
toe stops: imperial
kingpin angle: 20°
truck width: 45 mm
assembly tool: included



STD ELYO - beginners & advanced

LIGHTWEIGHT ALU ALOY

axles: 7 mm
toe stops: imperial
kingpin angle: 20°
truck width: 45 mm
assembly tool: included



STD ION - skilled

LIGHTWEIGHT ALU ALOY

axles: 7 mm
 toe stops: metrical
 kingpin angle: 20°
 truck width: 45 mm
 assembly tool: included



STD SKILL DANCE

LIGHTWEIGHT ALU ALOY

WITH RAINBOW FINISH

axles: 7 mm
 toe stops: metrical
 kingpin angle: 20°
 truck width: 45 mm
 assembly tool: included



STD SKILL TITANIUM

LIGHTWEIGHT ALU ALOY

WITH RAINBOW FINISH

axles: 7 mm
 toe stops: metrical
 kingpin angle: 20°
 truck width: 45 mm
 assembly tool: included



axle, pivot, nutlock of titanium

Sure-Grip QUAD PLATES



AVENGER MAGNESIUM

ULTRA LIGHT Magnesium alloy baseplate

axles: 8 mm
toe stops: imperial
kingpin angle: 45°
truck width: 45 mm
assembly tool: included

- ▶ Up to 48 % lighter than ALU!
- ▶ High agility - ideal for dance/rhythm!

Sure-Grip QUAD PLATES



AVANTI MAGNESIUM

ULTRA LIGHT Magnesium alloy baseplate

axles: 8 mm
toe stops: imperial
kingpin angle: 10° - high stability
truck width: 45 mm
assembly tool: included

- ▶ Up to 48 % lighter than ALU!
- ▶ Very stable - ideal for park / track skating!

ACCESSORIES

WHEELS

FOX CLAS 78 A (STD)

- ▶ Diameter H: 65 mm W: 35 mm
- ▶ Colors: light blue, yellow, green, purple
- ▶ **very soft - outdoor wheels**



FOMO TEAM 82 A (STD)

- ▶ Diameter H: 58 mm W: 32 mm
- ▶ Colors: blue, yellow, pearl
- ▶ **soft - outdoor & indoor wheels**



ACCESSORIES

WHEELS

LED FOMO TEAM 82 A (STD)

- ▶ Diameter H: 58 mm W: 34 mm
- ▶ 8 mm ball bearings included !
- ▶ Colors: blue, green, red, white glitz (multicolor lights)
- ▶ **soft - outdoor & indoor wheels**



Axle sleeves for plates with 7mm axles!

With axle sleeves you can easily convert the 7mm to 8mm axles and use all your wheels that have 8mm bearings, including LED wheels that only work with 8mm bearings.



ACCESSORIES

WHEELS

FAME ARTISTIC 95A (SUREGRIP)

- ▶ Diameter H: 57mm W: 31 mm
- ▶ Colors: clear purple, clear blue
- ▶ **hard – indoor wheels**



PARK TORO 102A (STD)

- ▶ Diameter H: 58 mm W: 33 mm
- ▶ Colors: white
- ▶ **very hard - park-skating wheels**



ACCESSORIES

LACES (WIFA)

LABELLED

WHITE
YELLOW
AQUA
LILAC
BEIGE
MOSSGREEN

260 CM

BLACK **260-320 CM**



LOOSE

BEIGE
YELLOW
RED
GREY
ORANGE
HOT PINK
AQUA
BABY PINK
BROWN

260 CM

WHITE **240-280 CM**
BLACK **260-320 CM**



ACCESSORIES

PROTECTION CAPS (WIFA)

Leather caps with rubber drawstring to put over or to lace in.

COLORS:

purple, hot pink, orange, turquoise, jeansblue, moss green, grey, black



ACCESSORIES

TOE STOPS (STD)

all plates come with standard strong rubber toe stops in grey or white.



EXTRA STANDARD TOE STOPS (STD)

metrical

BLUE, BLACK, PINK, AMBER



EXTRA STANDARD TOE STOPS (STD)

metrical

MANGO, GRAPE, FLAMINGO, RED



FLOWER



STAR

MINI DANCE PLUGS

(empirical & metrical)

soft plastic

GRAPE, PURPLE, YELLOW, GREEN, BLACK



ACCESSORIES

BALL BEARINGS

SET (16 units) 7 MM

SET (16 units) 8 MM



AXLE SLEEVES

conversion of 7 mm axle to 8mm

With axle sleeves you can easily convert the 7mm axles to 8mm and use all your wheels that have 8mm bearings including LED wheels. Axle sleeves are especially important if you have European plates and want to use LED wheels! These only work with axle sleeves!

MOUNTING RECOMMENDATIONS

If you order our mounting service we will mount according to our recommendations. We mount slightly „off center“ as recommended by most specialized shops and top skaters.

placement of the plates and plate size

the placement is: heel as flush as possible, plates indented at the front.

short plate: space at front for dancers approx. 7-15 mm - **for more agility**

longest plate: lowest possible at front - **for more stability**

For STD plates, sizes 11, 12, 13, our standard mounting is lowest possible space at front to allow using one plate for 2 boot sizes if it is a child still growing.

If you want the mounting to be different to our recommendations, please advise.

How to mount the plate:

heel: 2 pull-through screws, 2 long screws (length 25 mm)

front part of boots: 2 pull-through screws (20mm) + 2 screws (16 mm)

CAUTION! In the inner boots - at the heel - screws are placed from the inside to the outside. These are very important for the stability of the heel to the shaft and must not be removed! If they are in the way when mounting a frame, please move them to another part and screw them in again.

Important information about sizing

WIFA boots are generally cut larger than normal street shoes.

With **STREET Suede** you need less toe space than with **STREET Deluxe** & **Xtreme**, because the leather is softer and more elastic and therefore adapts better to the shape of the foot.

As a rule of thumb, the following applies:

for **STREET Deluxe** & **Xtreme**, either the same size as the normal street shoes (wide feet) or or half a size smaller. For **STREET Suede**, it can be up to a whole size smaller than the normal street shoe.

Example:

A skater with a street shoe size 39 (UK6) , will usually wear a **STREET Deluxe** & **Xtreme** 38.5 (UK 5.5), or a **STREET Suede** 38 (UK 5).

TECHNICAL GUIDE & TUTORIALS

When determining the correct size, the shape of the foot is also important. You can find the foot shapes in the Technical Guide ▶ <https://wifa.at/wifa-catalog>. If you have a Roman foot shape, you need more toe space, as WIFA shoes are slightly narrower at the toe area. Under „Videos > Tutorials“ you will also find our video tutorials for foot measurement and size selection! ▶ <https://wifa.at/wifa-video-tutorials>.

INSOLES PRINTS

As a final check you can print out the respective soles and put your foot on them - templates in PDF format can be found on our website under „Sizes & Widths > Print insoles ▶ <https://wifa.at/wifa-insoles>. Especially skaters with a Roman foot shape will be able to better estimate how much toe room they need for their personal comfort.

CAUTION!

Please measure the inner soles shortly after printing the A4 sheet to be on the safe side because of possible transfer distortions.

A toe space of 4-10mm has to be added depending on foot shape and age (space for growth).

NEW!

STREET Suede is now available from 34 to 42, **STREET Deluxe** and **Xtreme** from 36-42 and in some colours up to 45.

All models are now also available in the following half sizes:

4 = 36.5

5.5 = 38.5

7 = 40.5.



SIZING CHART

WIFA size	UK size	CA/US size fem	STD all models short plate	AXLE distance (mm)	PLATE length (mm)	SUNLITE SCATES (park) long plate	AXLE distance (mm)	PLATE length (mm)	Sure-Grip AVENGER (dancers) short plate	AXLE distance (mm)	PLATE length (mm)	Sure-Grip AVANTI (park) long plate	AXLE distance (mm)	PLATE length (mm)
30		1	11	110	205									
31		1¼	11	110	205									
32	1	2	12	120	215				1	140	216	1	118	216
33	1½	2¾	12	120	215				1	140	216	1	118	216
34	2	3½	13	130	225	2	143	224	1	140	216	2	128	226
34½	2½	4¼	13	130	225	2	143	224	1	140	216	2	128	226
35	3	4¾	13	130	225	2	143	224	1	150	226	2	128	226
36	3½	5¼	13	140	225	3	152	233	2	150	226	3	138	236
36½	4	5¾	13	140	225	3	152	233	2	150	226	3	138	236
37	4½	6¼	14	140	235	4	155	247	2	150	226	3	138	236
38	5	6¾	14	140	235	4	155	247	3	160	236	4	148	246
38½	5½	7¼	15	150	245	4	155	247	3	160	236	4	148	246
39	6	7¾	15	150	245	4	155	247	4	170	246	5	148	256
40	6½	8¼	15	150	245	5	172	260	4	170	246	5	158	256
40½	7	8¾	16	150	255	5	172	260	4	170	246	5	158	256
41	7½	9¼	16	160	265	5	172	260	4	170	246	6	168	266
42	8	9¾	17	170	265	6	182	273	5	180	256	6	168	266
42½	8½	10¼	17	170	265	6	182	273	5	180	256	6	168	266
43	9	10¾	17	170	275	6	182	273	5	180	256	7	168	276
44	9½	11¼	18	180	275	7	190	283	6	190	266	7	178	276
45	10	11¾	18	180	275	7	190	283	6	190	266	7	178	276
45½	10½	12¼	18	180	275	7	190	283	6	190	266	8	188	286
46	11	12¾	19	190	285	8	197	295	7	200	276	8	188	286
46½	11½	13¼	19	190	285	8	197	295	7	200	276	8	188	286
47	12	13¾	19	190	285	8	197	295	7	200	276	8	188	286